

# LIVESTREAM SETUP FOR YOUR HOME

## HOW IT WORKS

We are recording live from the church sanctuary every **SUNDAY AT 10AM**. Should restrictions increase, we will consider offsite ideas to continue our virtual gathering to the best of our ability!

We will be using YouTube Live to broadcast our Livestream. You can find the link on our church website at [www.redwingfirstcov.org/livestream](http://www.redwingfirstcov.org/livestream). Note that every week YouTube will generate a new link to the live video, which is why we are directing you straight to our website where we will keep our livestream page updated! You can also return to this webpage to access previous livestream recordings which have been moved to the bottom of the page.

## WHAT TO EXPECT

We will be hosting a simplified version of our service. It would hopefully feel very familiar to you all. We will sing a few songs together (both hymns and a few contemporary songs). We will provide the lyrics to these songs on the bottom of the screen so you can sing along with us from home! We will still have other elements like prayer, scripture reading, and a sermon (with slides)! Below is a couple of screenshots of our livestream test! This is an opportunity for all of us to virtually gather for worship, encouragement, and study scripture. Let us continue to turn our hearts and minds during this difficult time to the one who is the Giver of all hope!

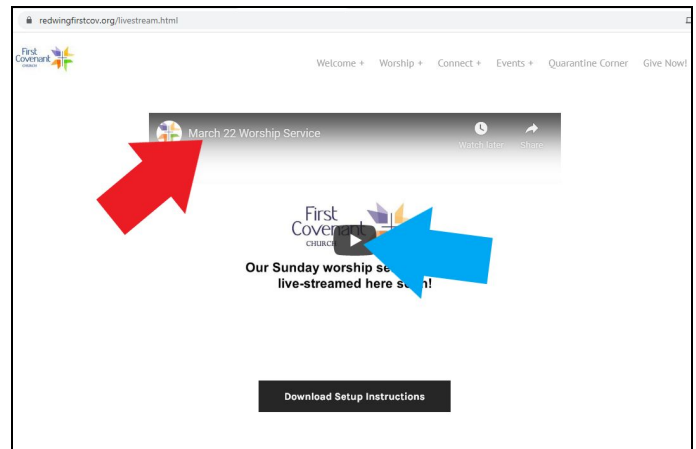


**For instructions on how to setup your device to access the livestream, find your device on the following pages.**

## #1 - FROM A COMPUTER, PHONE, OR TABLET VIA OUR CHURCH WEBSITE

This could be your easiest option for quick access to our livestream; and can be done from any computer, smartphone, or tablet. To access from a computer, phone, or tablet...

- Open a web browser and go to [www.redwingfirstcov.org/livestream](http://www.redwingfirstcov.org/livestream)
- Click on the play button (see **blue arrow** in picture on right) and join along!
- Click on the video title (see **red arrow** in image on right) to open the video in youtube.
- For those using a phone or tablet, while you don't have to, the livestream may work better if you install and watch the livestream through the YouTube app.



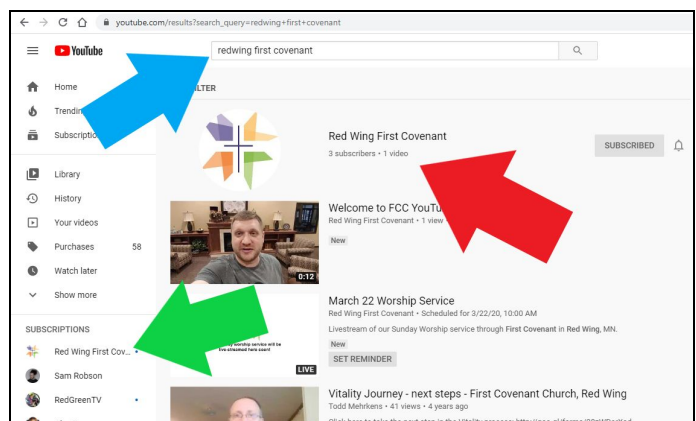
## #2 - FROM THE YOUTUBE APP OR WEBSITE (WITHOUT A LINK)

This will allow you to access the Livestream from any device that can download the YouTube app or access YouTube online. It is also necessary for those devices that cannot access the shared link like the Roku device.

NOTE: You'll want a free Google account setup if you would like quick access to the livestream in the future. Without a google account, you'll need to search for the church every time. If you don't have a google account, you can go to [accounts.google.com/login](https://accounts.google.com/login) to create one.

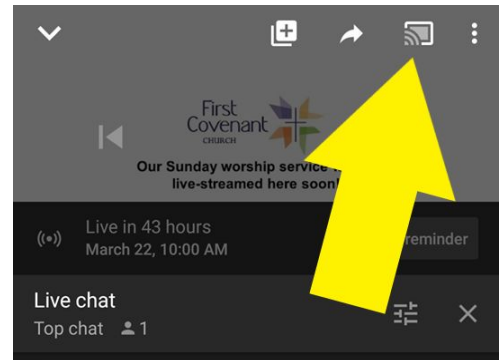
To access from the Youtube App or Website...

- Open YouTube app or website
- If you have a google account, login now if you haven't done so yet
- Search "Red Wing First Covenant" (see **blue arrow** in image on right)
- Select the Red Wing First Covenant profile (see **red arrow** in image on right)
- You should see a welcome video from me to let you know you are in the right spot, as well as the link to next Sunday's live video!
- If you are signed in to your google account, this is where you will want to click the subscribe button! Now that you are subscribed, on Sundays before 10am open the YouTube channel you can simply...
  - Go to the Subscriptions tab and select Red Wing First Covenant (see **green arrow** in image above)
  - Select the upcoming event for Sunday worship



### #3 - CHROMECAST/SMART TV

- This livestream will work very well with Chromecast.
- Open the link noted above from your Chromecast enabled device, and then click the cast button (see **yellow arrow** in image on right) to send the Livestream to your TV.
- Select your Chromecast from the list provided.
- This should also work similarly with Apple TV and Firestick?



### #4 - ROKU

- Install the YouTube App from the Streaming Channels tab (see **red arrow** in image on right)
- Open the YouTube App (see **yellow arrow** in image on right)
- Follow the instructions for "#2 - From YouTube App" noted earlier in this document

